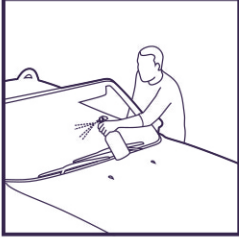


## Q<sup>2</sup> CLEANSE:



Clean the window with a high quality glass cleaner.



Use a soft, thick sponge to rub the product in a circular motion into the surface. Work on small areas, ensure precise cleaning.


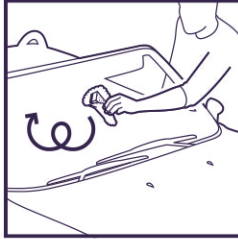


Wipe the residue of the product with a clean, damp cloth. Wait until the surface dries out completely and apply Q<sup>2</sup> REPEL.

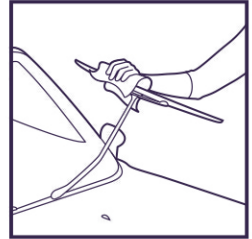
## Q<sup>2</sup> REPEL:



Always use the Q<sup>2</sup> CLEANSE cleaner to prepare the surface. Apply the product in a circular motion generously in small sections. Use a whole 20ml bottle for a windshield and 2 side windows.



After a few minutes, polish light residue with a new, fresh microfiber cloth.



For maximum durability apply a small amount of the product onto your wiper blades or replace them with new ones. Avoid any water for at least a few hours.

## PRECAUTIONS:

- Skin protection recommended
- Work in a well-ventilated area
- Store in a dark, dry and cool place
- Keep out of reach of children
- Avoid applying in direct sunlight
- Seek medical attention if swallowed or if the user feels unwell
- Watch out for fire or sparks - don't smoke while using