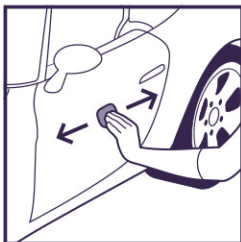
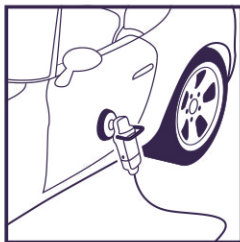


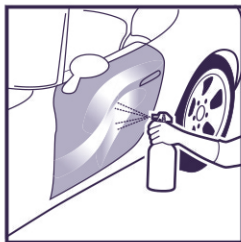
Wash the car with a strong degreasing agent.



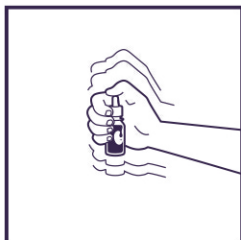
On used cars, claying, use of Q² MTAR and Q² MIRON is recommended.



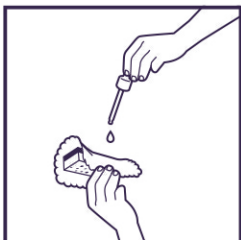
If the car is scratched, make sure paint correction is performed first by a professional detailing shop.



Ensure the surface is oil free and completely dry. Use Q²MPREP before applying the coating (isopropyl alcohol does not fully degrease the surface).



Shake the Q² PRIME bottle before use.




Apply a thick layer of Q² PRIME in a criss cross motion. Pay attention to the leveling of the coating. If needed, do a second criss cross application to achieve a perfectly even layer.



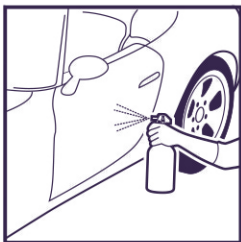
Split larger panels (roof, bonnet, SUV doors) into sections, apply carefully.



Wipe off immediately (10sec - 2 minutes) after applying on the whole panel/section.



Please note that the drying time may vary from 10 seconds to 2 minutes depending on the country's climate (ask your supplier for advice). Work panel by panel/section by section, do not allow to fully dry.



Let it dry for at least 3 hours and wipe off with Q² M CURE. Apply Q² M CURE with a soft MF. Spray Q² M CURE onto the MF and not directly onto the paint/coating. Do not allow any streaks to be left. Work in sections, panel by panel.



The coat is fully dry after 24 hours. Only after that time can the car be driven. The drying process can be shortened if the coating is heated with infrared lamps for 10 minutes per panel. Do not wash the car with any detergents within the first 7 days.

PRECAUTIONS:

- Skin protection recommended
- Work in a well ventilated area
- Store in a dry and cool place
- Keep out of reach of children
- Avoid applying in direct sunlight