

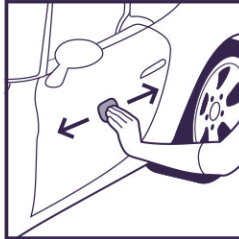
The Q² MOHS+ coat is one of the most advanced coatings for automotive paint in the world. Read these instructions carefully before use. In order to obtain full durability and perfect paint preparation and application, you must strictly follow the rules and regulations herein. This product has been designed for professional detailers only; it is not to be applied by inexperienced users. Always wear adequate personal protection and work in a well ventilated place.

PRECAUTIONS:

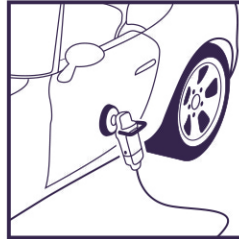
- Skin protection recommended.
- Work in a well-ventilated area.
- Store in a dark, dry and cool place.
- Keep out of reach of children.
- Avoid applying in direct sunlight.



Wash the car with a strong degreasing agent.



On used cars, claying, use of Q² MTAR and Q² MIRON is recommended.



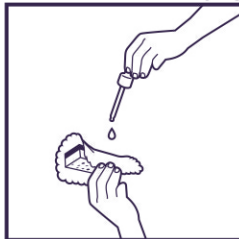
If the car is scratched, make sure paint correction is performed first by a professional detailing shop.



Ensure the surface is oil free and completely dry. Use Q² MPREP before applying the coating (isopropyl alcohol does not fully degrease the surface).



Shake the Q² MOHS bottle before use.



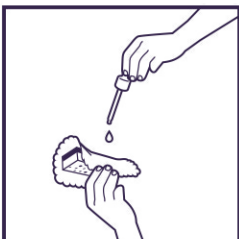
Apply a thick layer of Q² MOHS in a criss cross motion. Pay attention to the leveling of the coating. If needed, do a second criss cross application to achieve a perfectly even layer.




If the coating is being applied in hot conditions, divide larger panels (roof, bonnet, SUV doors) into sections.



Start wiping off before the product completely dries out (test on one half of the panel before full coating). Wipe off carefully, do not leave any streaks or smudges. Please note that the drying time may vary from 30 seconds to as much as 2 minutes depending on a country's climate (ask your supplier for advice). Apply at least one more coat after a minimum of 1 hour. Each additional coat increases thickness and hardness. Apply a maximum of 3 layers of Q² MOHS.



Apply the Q² PHOBIC top coat after a minimum of 4 hours.



Wipe off after Q² PHOBIC starts drying. It should still remain easy to remove.

AFTER Q² PHOBIC APPLICATION:

Use the Q² MATURE maintenance spray periodically for keeping gloss and water repellency at the highest level. In hot, rainy climates, we recommend finishing the bonnet, roof and bootlid with an HD natural wax after at least 12-24 hours to protect the coating against potential water spots while curing completely for 2-3 weeks.

The coating is fully dry after 24 hours. Only after that time can the car be driven. The drying process can be shortened if the coating is heated with infrared lamps, 10 minutes per panel. Do not wash the car with any detergents within the first 7 days.